



Arkansas Weekly Cattle Market Summary

Data from Friday, 6/21/24, through Thursday, 6/27/24.

Livestock Auction Receipts by Commodity

Commodity	Current Week	Previous Week	Previous Year
Feeder Cattle	4513	4010	4672
Replacement Cattle	157	385	302
Slaughter Cattle	708	827	1092
Total	5378	5222	6066

Livestock Auction Receipts by Market

Market Location	Current Week	Previous Week
Ash Flat	338	544
Cord	502	646
Glenwood	421	336
Green Forest	741	882
Hope	594	830
Ozark	549	469
Ratcliff	140	75
Searcy	628	780
Siloam Springs	1465	660
Total	5378	5222

Feeder Cattle: Weighted Avg Price by Frame and Grade

Frame and Grade	M & L 1		M & L 1-2		M & L 2		M & L 3		Total	
	Head	Price	Head	Price	Head	Price	Head	Price	Head	Price
☐ Bulls	296	271.54	23	271.39	185	247.30	5	214.69	509	262.31
0-400	39	344.86	5	342.50	31	302.38	1	283.00	76	326.44
400-500	69	299.75	7	285.00	59	269.82	1	200.00	136	285.22
500-600	99	273.97	7	266.15	59	252.17	3	204.71	168	264.66
600-700	64	242.45	2	233.69	23	212.15			89	234.30
700-800	20	231.85	2	207.00	4	179.78			26	221.45
800+	5	211.31			9	168.26			14	183.10
☐ Heifers	819	266.35	49	250.15	386	248.36	27	227.03	1281	259.80
0-400	115	310.37	5	285.00	79	272.93	18	233.74	217	289.36
400-500	272	284.34	11	261.97	173	260.35	8	218.89	464	273.89
500-600	287	258.57	18	256.57	82	237.54	1	200.00	388	253.93
600-700	116	242.42	12	232.69	41	223.19			169	237.01
700-800	25	222.85	3	229.00	7	200.84			35	218.92
800+	4	197.15			4	179.30			8	188.38
☐ Steers	682	297.72	482	258.18	287	274.49	37	252.85	1488	276.50
0-400	96	345.17			55	312.47	19	262.42	170	324.88
400-500	199	313.14	9	302.00	94	285.60	15	247.64	317	301.66
500-600	236	300.97	40	287.56	96	267.29	3	233.63	375	290.35
600-700	99	274.48	103	271.48	29	252.95			231	270.39
700-800	43	251.78	29	252.00	10	236.99			82	250.09
800+	9	234.40	301	252.13	3	224.00			313	251.35
Total	1797	279.19	554	258.02	858	256.94	69	239.84	3278	268.43

Arkansas Department of Agriculture

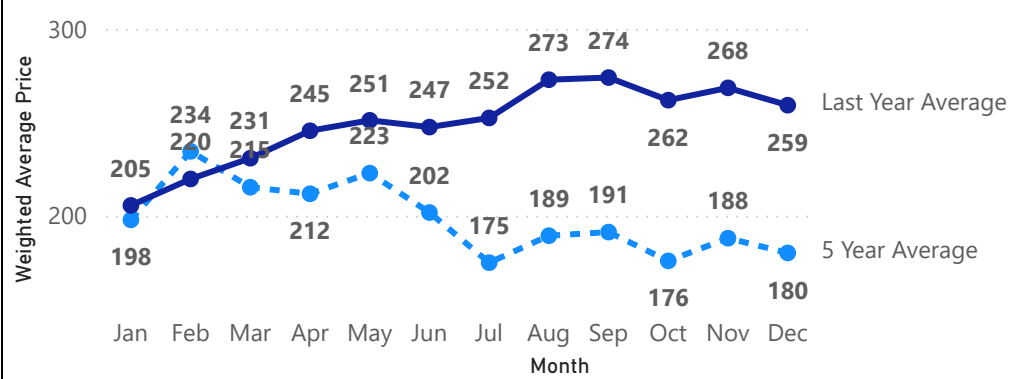
1 Natural Resources Drive, Little Rock, AR 72205

(501) 225-1598 | [Market Reports](#)

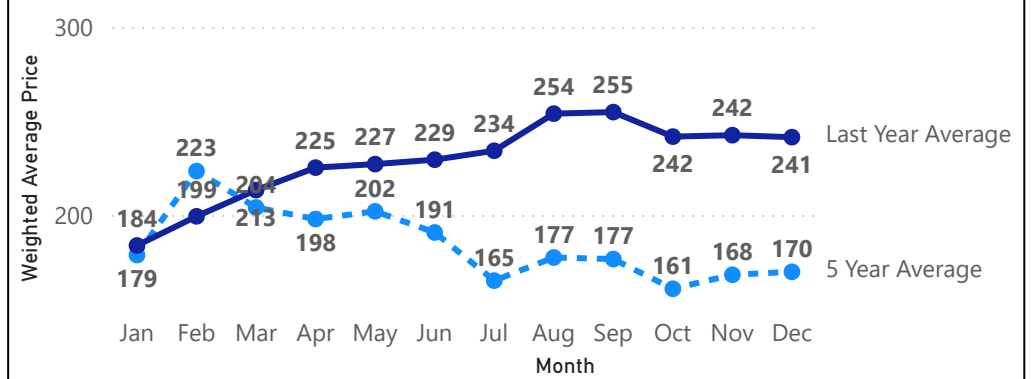
Slaughter Cattle: Weighted Average Price by Class and Quality Grade

Market Location	Ash Flat		Cord		Glenwood		Green Forest		Hope		Ozark		Ratcliff		Searcy		Siloam Springs		Total	
Class	Head	Price	Head	Price	Head	Price	Head	Price	Head	Price	Head	Price	Head	Price	Head	Price	Head	Price	Head	Price
Bulls	6	166.46	2	153.60	5	151.18	11	175.17	5	141.72	11	144.94	1	150.00	11	159.29	7	170.42	59	159.44
Cows	31	133.86	26	133.16	33	131.66	73	134.58	43	131.01	44	130.10	7	119.62	73	132.51	105	140.31	435	134.23
Boner 80-85%	15	136.56	16	135.63	23	127.75	37	140.22	31	134.87	31	129.16	6	116.22	44	138.20	50	142.97	253	136.30
Breaker 75-80%	9	134.95	3	140.07	9	140.72	11	145.01	2	133.49	5	135.84	1	137.00	2	130.83	24	145.67	66	141.35
Lean 85-90%	7	124.79	7	122.00	1	117.00	25	118.98	10	115.34	8	129.32			27	121.57	31	129.33	116	123.27
Total	37	140.14	28	135.05	38	134.58	84	141.81	48	132.48	55	133.97	8	124.46	84	137.19	112	142.97	494	138.17

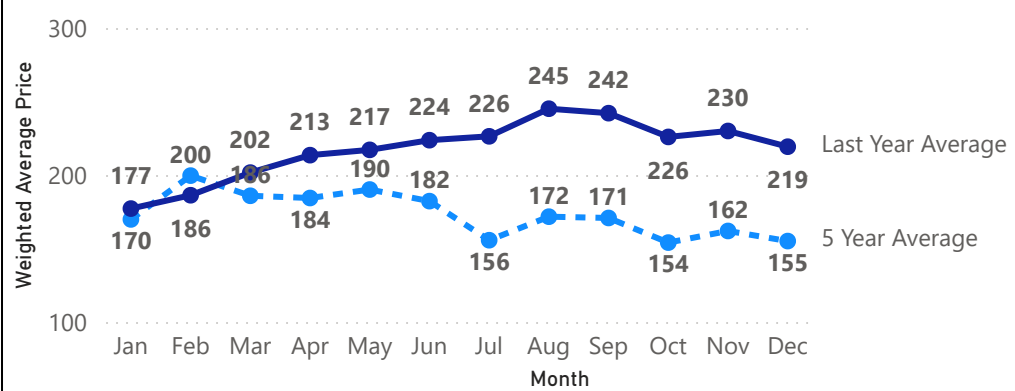
Feeder Steer Price: M&L 1 400-600 lbs



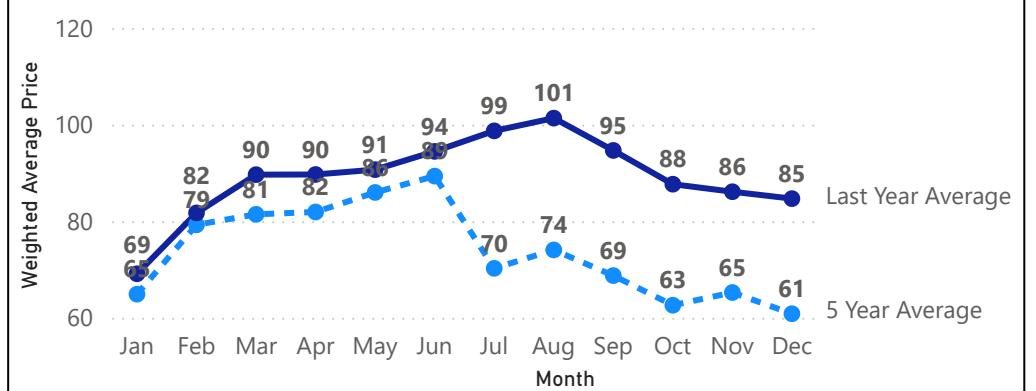
Feeder Bulls Price: M&L 1 400-600 lbs



Feeder Heifer Price: M & L 1 400-600 lbs



Slaughter Cows Price: Average Dressing - Breakers, Boners, Lean



Arkansas Department of Agriculture

1 Natural Resources Drive, Little Rock, AR 72205

(501) 225-1598 | [Market Reports](#)

Feeder Bulls: Head Count and Weighted Avg Price by Market Location

Market Location	Ash Flat		Cord		Glenwood		Green Forest		Hope		Ozark		Ratcliff		Searcy		Siloam Springs		Total	
Frame and Grade	Head	Price	Head	Price	Head	Price	Head	Price	Head	Price	Head	Price	Head	Price	Head	Price	Head	Price	Head	Price
M & L 1	11	285.16	41	280.40	21	239.74	29	273.61	20	250.17	50	255.29	17	260.29	10	325.31	97	287.56	296	271.54
0-400	4	336.69	8	353.44			6	340.99							5	333.73	16	347.47	39	344.86
400-500	2	298.74	21	290.29			5	308.76	4	277.00	2	289.69			5	318.42	30	305.67	69	299.75
500-600	3	270.00	5	267.65	9	255.56	6	280.45	8	260.88	24	276.79	9	274.49			35	280.05	99	273.97
600-700	2	245.04	5	232.31	11	230.37	4	248.61	6	236.19	18	245.76	6	249.71			12	250.02	64	242.45
700-800			2	202.50	1	220.00	8	241.89	2	220.99	1	227.50	2	240.00			4	231.98	20	231.85
800+											5	211.31							5	211.31
M & L 1-2	11	273.02	5	342.50							5	235.17	2	251.00					23	271.39
0-400			5	342.50															5	342.50
400-500	7	285.00																	7	285.00
500-600	2	287.50									3	262.50	2	251.00					7	266.15
600-700	2	233.69																	2	233.69
700-800											2	207.00							2	207.00
800+	0																		0	
M & L 2	40	239.75	22	250.15	2	235.15	22	260.74			18	231.43	1	161.00	38	246.83	42	258.84	185	247.30
0-400	7	294.62	5	297.76			2	291.47						4	284.84	13	315.68	31	302.38	
400-500	9	273.55	7	254.10			6	277.43			5	250.31			21	272.73	11	276.13	59	269.82
500-600	13	255.36	7	238.53	2	235.15	10	268.87			8	244.96			6	247.10	13	252.93	59	252.17
600-700	10	190.01	3	220.03			3	229.52			3	227.47			2	242.42	2	232.60	23	212.15
700-800											1	180.00			3	179.71			4	179.78
800+	1	170.00					1	200.00			1	175.00	1	161.00	2	165.85	3	160.00	9	168.26
M & L 3	0				1	202.00					3	204.22					1	283.00	5	214.69
0-400																	1	283.00	1	283.00
400-500											1	200.00							1	200.00
500-600					1	202.00					2	206.06							3	204.71
600-700	0																		0	
700-800	0																		0	
800+	0																		0	
Total	62	252.88	68	273.57	24	237.93	51	268.21	20	250.17	76	246.72	20	251.55	48	260.08	140	278.97	509	262.31

Arkansas Department of Agriculture

1 Natural Resources Drive, Little Rock, AR 72205

(501) 225-1598 | [Market Reports](#)

Feeder Heifers: Head Count and Weighted Avg Price by Market Location

Market Location Frame and Grade	Ash Flat		Cord		Glenwood		Green Forest		Hope		Ozark		Ratcliff		Searcy		Siloam Springs		Total	
	Head	Price	Head	Price	Head	Price	Head	Price	Head	Price	Head	Price	Head	Price	Head	Price	Head	Price	Head	Price
☐ M & L 1	38	246.28	71	258.82	57	267.75	87	270.81	94	267.82	85	272.96	30	246.82	41	269.58	316	268.69	819	266.35
0-400	1	290.00	12	302.01	14	299.28	10	306.86	21	298.76	13	292.18	2	285.04	10	319.90	32	333.87	115	310.37
400-500	4	256.10	27	272.64	22	275.53	37	278.20	40	275.29	29	287.98	4	261.29	13	282.40	96	297.06	272	284.34
500-600	21	249.84	15	245.58	13	257.82	37	262.14	23	256.46	32	272.79	5	255.61	10	256.13	131	257.83	287	258.57
600-700	11	238.50	13	240.50	6	253.66	2	235.00	7	240.97	9	240.86	17	248.30	7	235.64	44	242.22	116	242.42
700-800	1	220.00	4	229.00	2	195.41	1	229.00	3	221.86	1	205.00	1	201.00	1	230.00	11	228.73	25	222.85
800+											1	200.00	1	180.00			2	204.20	4	197.15
☐ M & L 1-2	0		7	257.50	21	252.03	9	232.61			10	260.32	2	258.00					49	250.15
0-400											5	285.00							5	285.00
400-500			7	257.50							2	282.50	2	258.00					11	261.97
500-600					12	268.39	6	235.00											18	256.57
600-700					9	234.00					3	229.00							12	232.69
700-800							3	229.00											3	229.00
800+	0																		0	
☐ M & L 2	34	244.11	34	242.06	10	246.32	45	254.30	22	241.48	58	247.96	13	244.86	83	248.79	87	251.70	386	248.36
0-400	4	269.25	8	269.87	3	258.88	7	270.37	8	249.34	17	266.85	3	258.42	16	290.37	13	286.61	79	272.93
400-500	15	248.47	8	258.68	6	254.11	24	270.59	10	243.05	18	259.02	7	253.46	40	258.90	45	267.03	173	260.35
500-600	12	239.04	12	231.45			8	232.40	4	227.42	14	246.10	2	233.83	16	240.87	14	235.15	82	237.54
600-700	3	226.46	6	223.43	1	193.00	6	225.00			6	222.74	1	201.00	6	214.03	12	230.90	41	223.19
700-800											3	209.04			3	194.08	1	195.00	7	200.84
800+														2	188.77	2	170.79	4	179.30	
☐ M & L 3	0		1	205.00							13	226.38			6	238.59	7	222.06	27	227.03
0-400											10	226.93			4	242.07	4	241.49	18	233.74
400-500			1	205.00							3	224.94			2	232.61	2	203.44	8	218.89
500-600																	1	200.00	1	200.00
600-700	0																		0	
700-800	0																		0	
800+	0																		0	
Total	72	245.33	113	253.31	88	261.13	141	262.58	116	263.17	166	260.60	45	246.76	130	255.03	410	264.65	1281	259.80

Arkansas Department of Agriculture

1 Natural Resources Drive, Little Rock, AR 72205

(501) 225-1598 | [Market Reports](#)

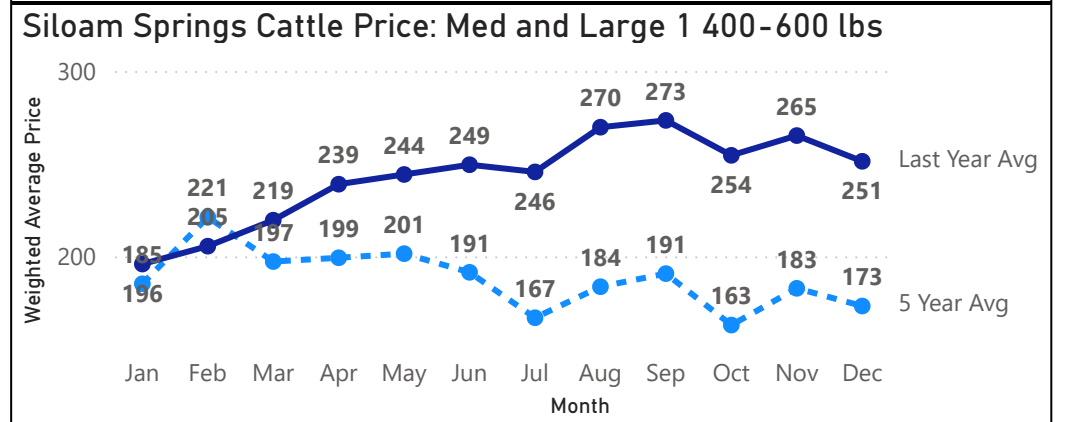
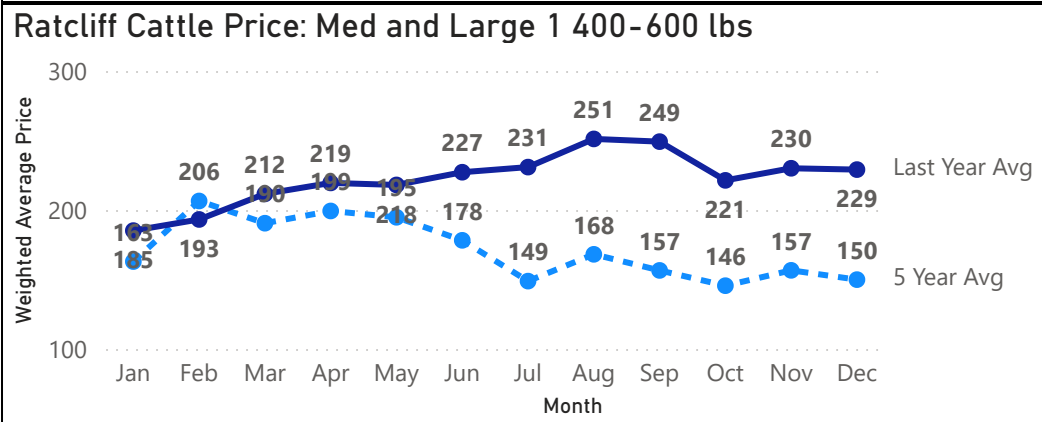
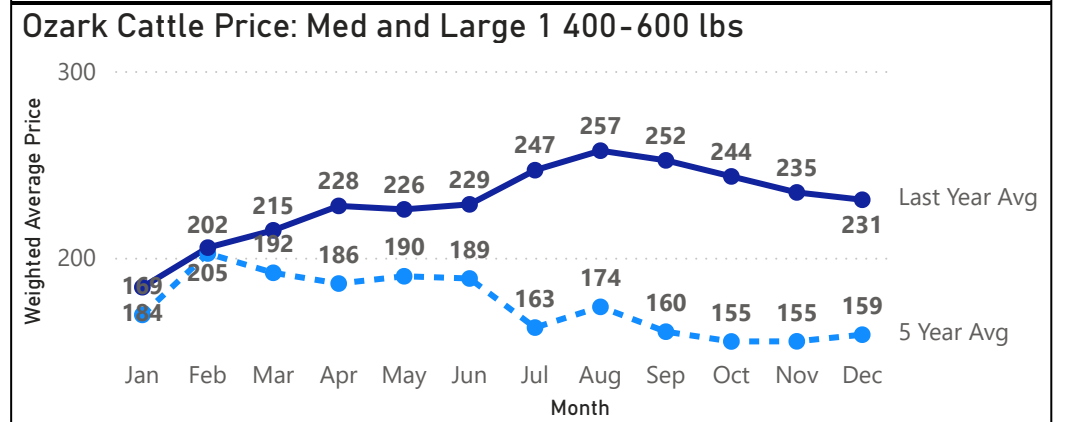
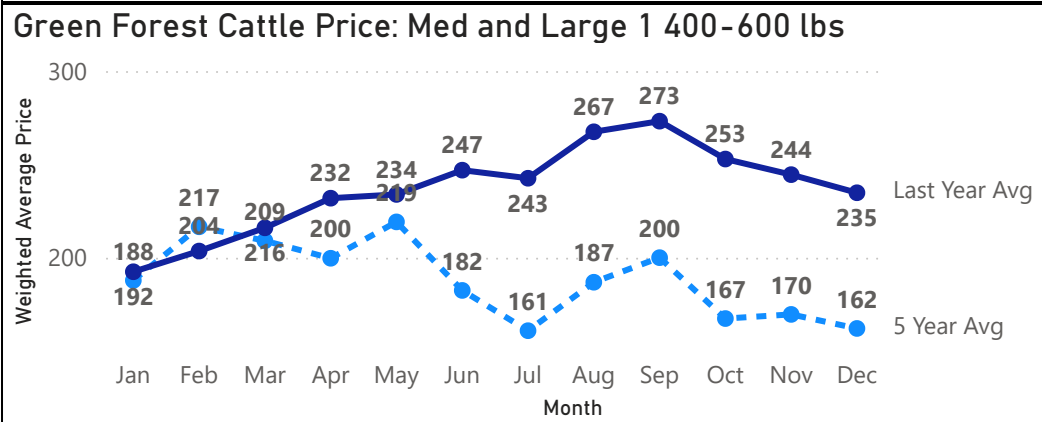
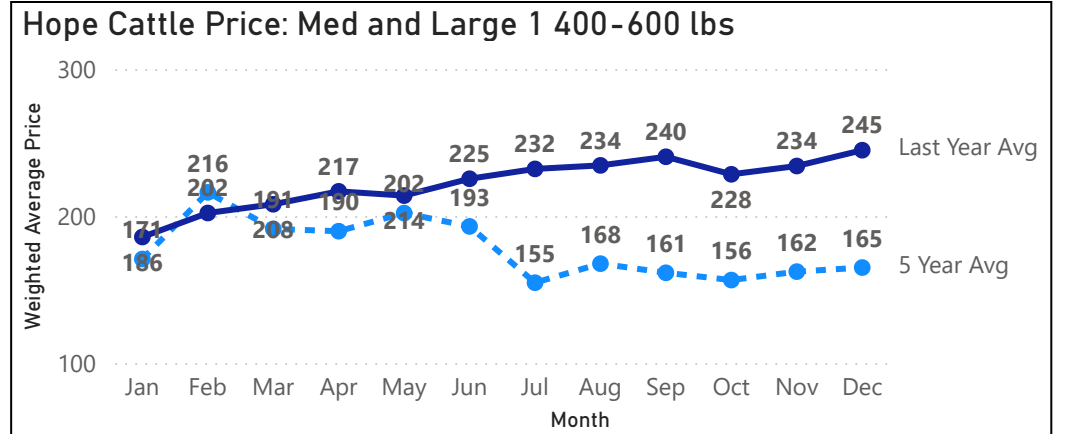
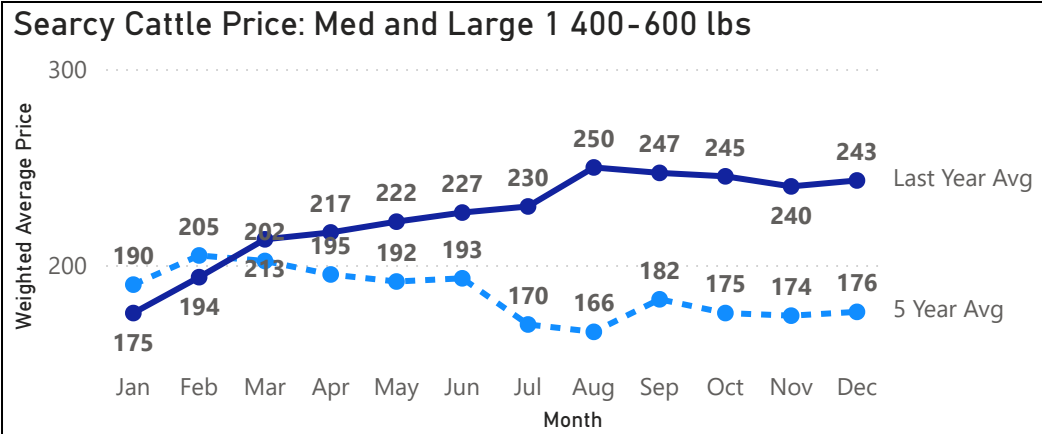
Feeder Steers: Head Count and Weighted Avg Price by Market Location

Market Location Frame and Grade	Ash Flat		Cord		Glenwood		Green Forest		Hope		Ozark		Ratcliff		Searcy		Siloam Springs		Total	
	Head	Price	Head	Price	Head	Price	Head	Price	Head	Price	Head	Price	Head	Price	Head	Price	Head	Price	Head	Price
☐ M & L 1	10	280.88	40	300.60	62	301.59	70	291.32	81	297.16	97	293.98	49	286.74	38	284.85	235	304.96	682	297.72
0-400	1	317.50	3	352.50	20	330.81			17	337.12	21	335.88	5	314.93	7	338.67	22	382.32	96	345.17
400-500	3	301.72	16	315.54	29	298.45	22	335.68	39	303.03	31	304.45	15	308.57	11	315.51	33	332.43	199	313.14
500-600	4	284.87	10	287.44	12	282.22	18	302.80	12	287.93	27	290.95	16	290.61	10	277.36	127	310.51	236	300.97
600-700			11	287.23	1	253.00	8	292.36	11	270.15	11	268.05	8	277.99	6	257.39	43	273.28	99	274.48
700-800	2	246.22					22	258.09	2	236.35	7	248.37	4	241.01	4	241.20	2	258.00	43	251.78
800+													1	230.00			8	235.00	9	234.40
☐ M & L 1-2	0				27	272.96	266	259.92					2	273.00			187	254.11	482	258.18
0-400	0																		0	
400-500					9	302.00													9	302.00
500-600					4	279.00	16	289.24									20	287.98	40	287.56
600-700					14	257.97	69	272.52					2	273.00			18	278.00	103	271.48
700-800																	29	252.00	29	252.00
800+							181	254.75									120	248.23	301	252.13
☐ M & L 2	12	269.77	41	273.32	11	266.83	66	274.34	23	263.28	17	269.26	5	270.47	47	279.06	65	279.33	287	274.49
0-400	3	301.91	7	297.43	3	284.99	12	334.48	5	281.95	4	283.35			9	304.84	12	338.30	55	312.47
400-500	4	287.61	14	283.77	6	265.21	13	308.18	10	264.95	10	271.60	1	275.00	20	291.42	16	290.72	94	285.60
500-600	5	246.50	17	267.95	2	252.12	16	276.83	8	253.71	2	255.65	4	269.53	14	262.72	28	272.81	96	267.29
600-700			1	255.00			18	255.82			1	245.00			4	251.19	5	245.18	29	252.95
700-800			2	230.00			4	238.77									4	238.51	10	236.99
800+							3	224.00											3	224.00
☐ M & L 3	0						4	283.00			3	208.00	3	222.47	8	247.82	19	261.10	37	252.85
0-400							4	283.00			2	200.00			2	268.79	11	263.43	19	262.42
400-500											1	220.00	2	220.00	4	245.43	8	258.47	15	247.64
500-600													1	226.00	2	237.54			3	233.63
600-700	0																		0	
700-800	0																		0	
800+	0																		0	
Total	22	275.19	81	287.18	100	288.53	406	266.34	104	290.04	117	288.91	59	281.95	93	279.06	506	277.26	1488	276.50

Arkansas Department of Agriculture

1 Natural Resources Drive, Little Rock, AR 72205

(501) 225-1598 | [Market Reports](#)

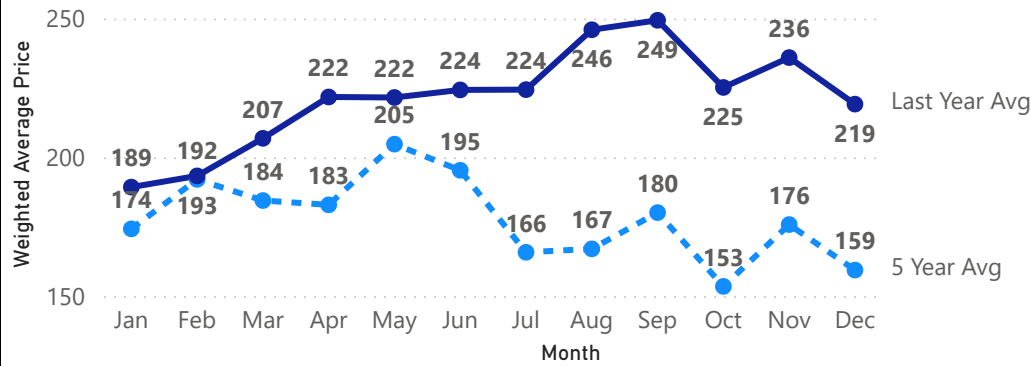


Arkansas Department of Agriculture

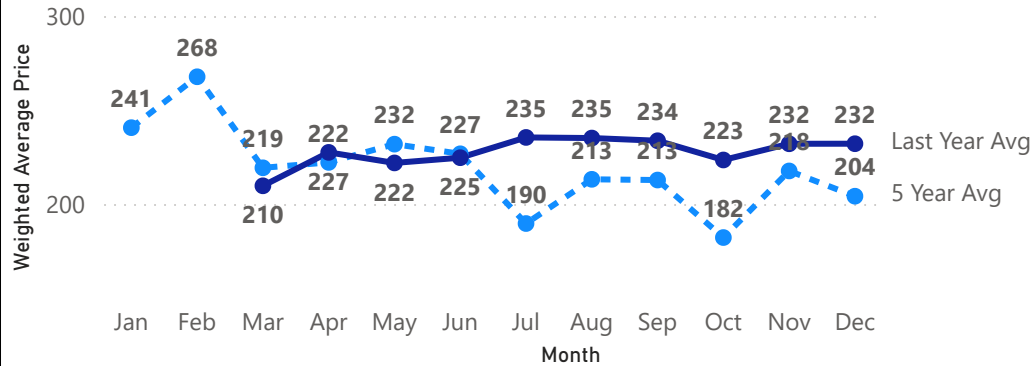
1 Natural Resources Drive, Little Rock, AR 72205

(501) 225-1598 | [Market Reports](#)

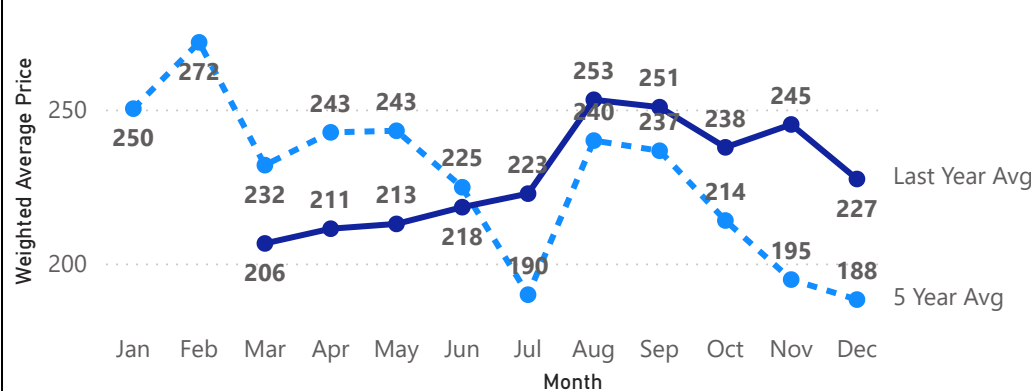
Ash Flat Cattle Price: Med and Large 1 400-600 lbs



Glenwood Cattle Price: Med and Large 1 400-600 lbs



Cord Cattle Price: Med and Large 1 400-600 lbs



Reports Used

- [Searcy](#)
- [Ash Flat](#)
- [Siloam Springs](#)
- [Cord](#)
- [Ratcliff](#)
- [Hope](#)
- [Ozark](#)
- [Glenwood](#)
- [Green Forest](#)

Weekly Cattle Summaries

- [USDA Arkansas Weekly Livestock Auction Summary](#)
- [Arkansas Weekly Market Summary](#)