



Arkansas'

Timber Industry—Timber Product Output and Use, 2015

Introduction

This science update contains the findings of a 2015 canvass of all primary wood-using plants in Arkansas, and presents changes in product output and residue use since 2013. It complements the Forest Inventory and Analysis (FIA) annual inventory of volume and removals from the State's timberland. The canvass was conducted to determine the amount and source of wood receipts and annual timber product drain, by county, in 2015 and to determine interstate and cross-regional movement of industrial roundwood. Only primary wood-using mills were canvassed. Primary mills are those that process roundwood in log or bolt form or as chipped roundwood. Examples of industrial roundwood products are saw logs, pulpwood, veneer logs, poles, and logs used for composite board products. Mills producing products from residues generated at primary and secondary processors were not canvassed. Trees chipped in the woods were included in the estimate of timber drain only if they were delivered to a primary domestic manufacturer.

A 100-percent canvass of all wood processors in Arkansas was conducted in 2016 to obtain information for 2015. In addition, roundwood from out-of-State mills known to be using logs or bolts harvested from Arkansas timberland was incorporated into Arkansas production estimates. Each mill was canvassed by mail or through personal contact at plant locations. Telephone contacts followed mailed questionnaire responses when additional information or clarification of a response was necessary. In the event of a nonresponse, data collected in previous surveys were used to update the current survey. Surveys for all timber products other than pulpwood began in 1948, and are currently conducted every 2 years.

Pulpwood production data were taken from an annual canvass of all southern pulpmills. Medium density fiberboard, insulating board, and hardboard plants were included in this survey.

The Forest Inventory and Analysis (FIA) Research Work Unit of the Forest Service, U.S. Department of Agriculture developed the Timber Product Output (TPO) Database Retrieval System to help customers answer questions about timber harvesting and use in the Southern region. This system acts as an interface to a standard set of consistently coded TPO data for each State and county in the region and Nation. The database is well documented and easy to use. The retrieval system allows the user to select the TPO variables of interest and generate a standard set of timber products, removals,

and mill residue tables for the specified resource area, State, or region. The Excel® core tables and figures that complement this science update are available on the TPO database. The system is available through the FIA Web site: <https://www.fs.usda.gov/srsfia/>.

The SRS gratefully acknowledges the tremendous cooperation and assistance provided by the Arkansas Forestry Commission in collecting mill data. Appreciation is also extended to forest industry and mill managers for providing timber products information.

Table 1—Output of industrial products by product and species group, Arkansas, 2013 and 2015

Product and species group	Year		Change	Change
	2013	2015		
	---- thousand cubic feet ----		percent	
Saw logs				
Softwood	182,481	183,341	860	0.5
Hardwood	42,541	35,610	-6,931	-16.3
Total	225,022	218,951	-6,071	-2.7
Veneer logs				
Softwood	26,421	28,041	1,620	6.1
Hardwood	78	78	0	0.0
Total	26,499	28,119	1,620	6.1
Pulpwood				
Softwood	156,680	161,025	4,345	2.8
Hardwood	92,960	84,695	-8,265	-8.9
Total	249,640	245,720	-3,920	-1.6
Other industrial				
Softwood	29,944	30,183	239	0.8
Hardwood	4,246	4,853	607	100.0
Total	34,190	35,036	846	2.5
All industrial				
Softwood	395,526	402,590	7,064	1.8
Hardwood	139,825	125,236	-14,589	-10.4
Total	535,351	527,826	-7,525	-1.4

All Products

Industrial timber product output from roundwood decreased 1 percent to 527.8 million cubic feet.

Output of industrial softwood roundwood products increased 2 percent, to 402.6 million cubic feet, while output of industrial hardwood roundwood products decreased 10 percent to 125.2 million cubic feet (fig. 1).

Pulpwood and saw logs were the principal roundwood products in 2015. Combined output of these two products totaled 464.7 million cubic feet and accounted for 88 percent of the State's total industrial roundwood output (fig. 2). Total receipts at Arkansas mills, which included roundwood harvested and retained in the State and roundwood imported from other States, was down 7 percent from 592.9 million cubic feet to 550 million cubic feet.

The number of primary roundwood-using plants in Arkansas decreased from 99 in 2013 to 76 in 2015 (fig. 3, see next page).

Across all products, 90 percent of roundwood harvested was retained for processing at Arkansas mills. Exports of roundwood to other States amounted to 51 million cubic feet, while imports of roundwood amounted to 96 million cubic feet making the State a net importer of roundwood.

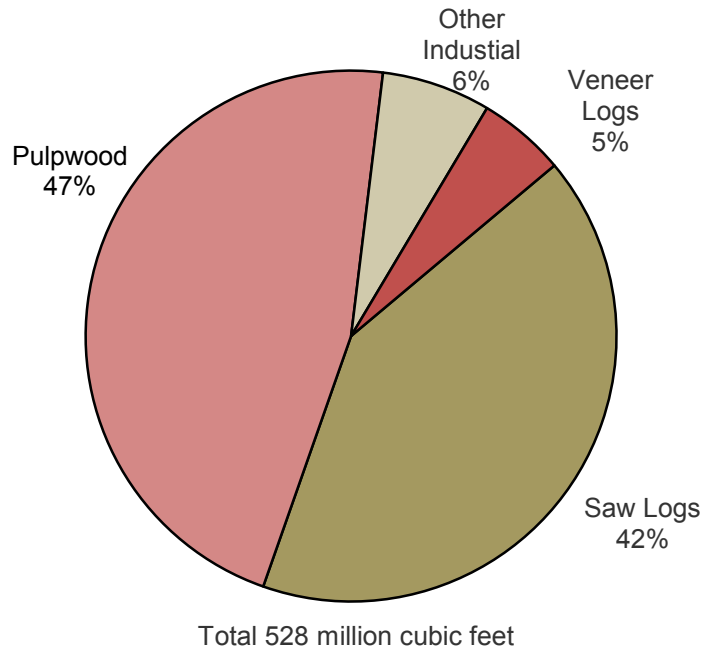


Figure 2—Roundwood production by type of product, Arkansas, 2015.

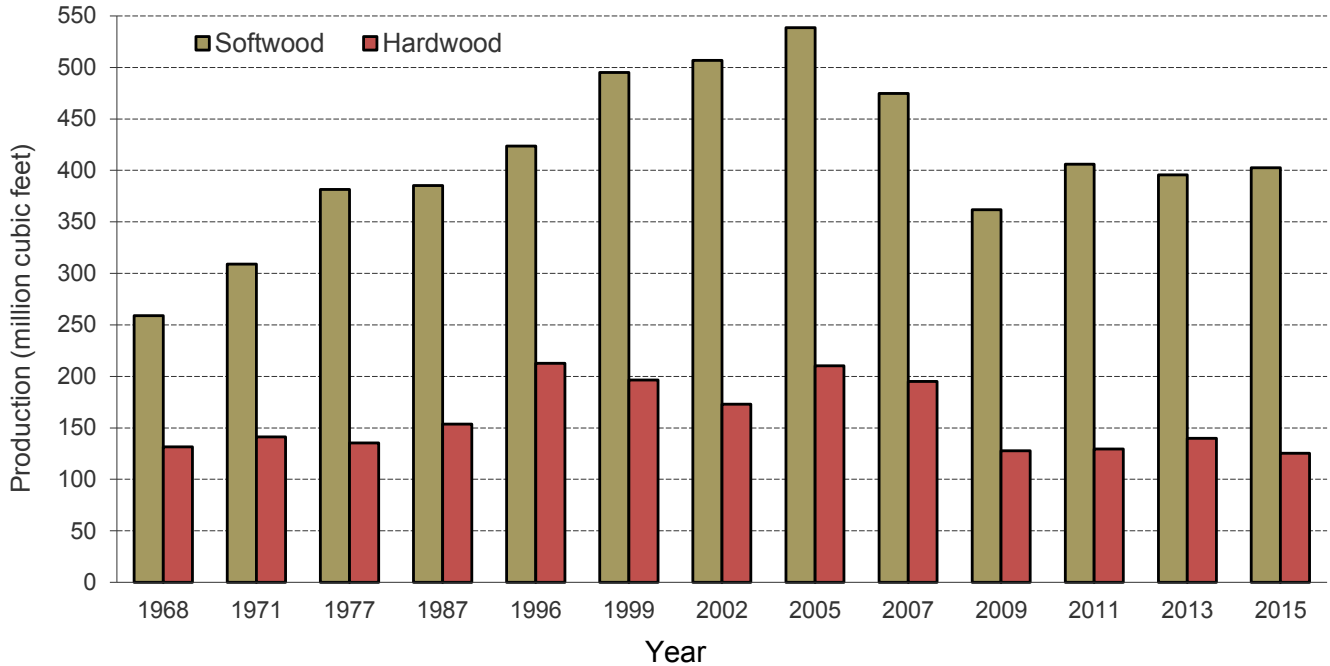


Figure 1—Roundwood production for all products by species group and year, Arkansas, 2015.

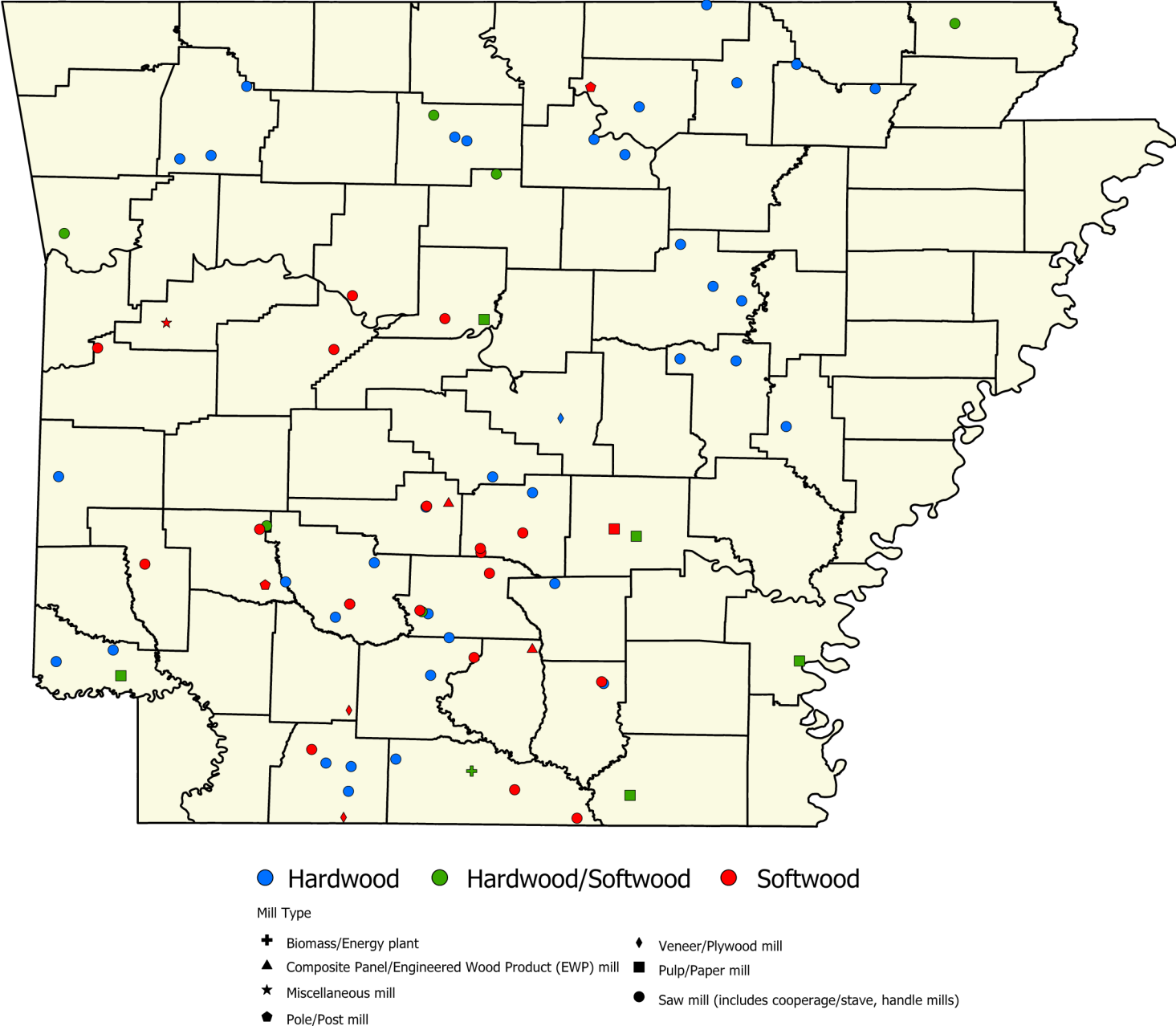


Figure 3—Primary wood-using mills, Arkansas, 2015.

Pulpwood

Total pulpwood production decreased 2 percent to 245.7 million cubic feet but accounted for 47 percent of the State's total roundwood. Softwood output increased 3 percent to 161 million cubic feet. Although hardwood output decreased 9 percent to 84.7 million cubic feet (fig. 4).

Six pulpmill facilities were operating and receiving roundwood in Arkansas in 2015, the same since 2002. Total pulpwood receipts for these mills decreased to 243 million cubic feet, accounting for 44 percent of total receipts for all mills.

In 2015, Arkansas had 60 sawmills, 23 fewer mills than in 2013. Total saw-log receipts were down 3 percent to 236.9 million cubic feet. Softwood saw-log receipts experienced no change at 201.2 million cubic feet, while those of hardwoods decreased 18 percent to 35.7 million cubic feet.

Arkansas retained 99 percent of its saw-log production for within State manufacture, with saw-log imports exceeding exports by 17.9 million cubic feet in 2015.

Veneer Logs

Output of veneer logs in 2015 totaled 28.1 million cubic feet, a 6 percent increase since 2013, and accounted for 5 percent of the State's total roundwood TPO volume (fig. 6).

The number of veneer mills operating in Arkansas remained the same at 3 for 2015. Receipts of veneer logs increased 5 percent to 41.1 million cubic feet.

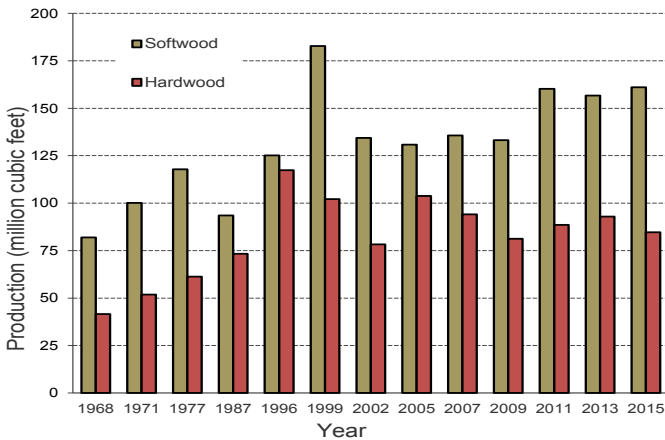


Figure 4—Roundwood pulpwood production by species group and year, Arkansas, 2015.

Eighty-one percent of roundwood cut for pulpwood was retained for processing at Arkansas pulpmills. Roundwood pulpwood accounted for 83 percent of total known exports and 65 percent of total imports.

Saw Logs

Saw logs accounted for 41 percent of the State's total roundwood products. Output of softwood saw logs increased <1 percent to 183.3 million cubic feet, while that of hardwood saw logs decreased 16 percent to 35.6 million cubic feet (fig. 5).

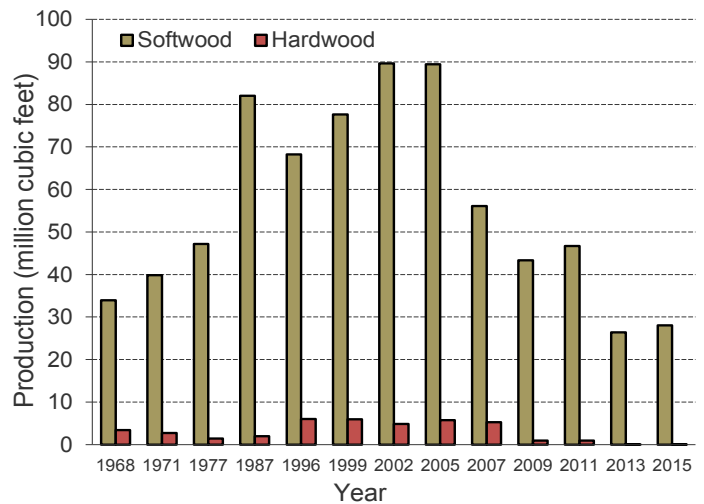


Figure 6—Roundwood veneer-log production by species group and year, Arkansas, 2015.

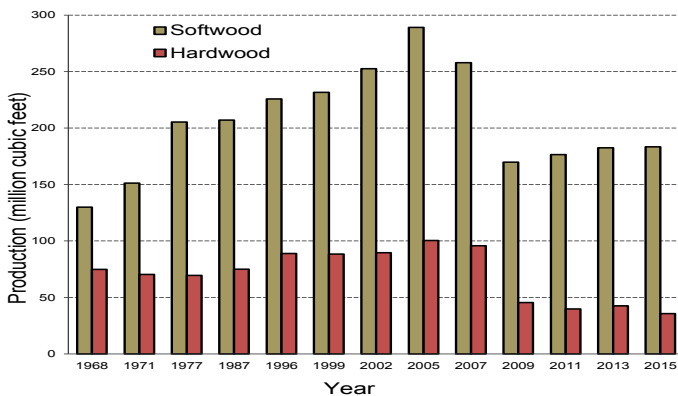


Figure 5—Roundwood saw-log production by species group and year, Arkansas, 2015.

Other Industrial Products

Roundwood harvested for other industrial uses such as poles, posts, mulch, residential firewood, industrial fuel, logs for log homes, composite panels, and all other industrial products totaled 35 million cubic feet. Softwood made up 86 percent of the other industrial products volume.

The number of plants producing other industrial products totaled 7 in 2015. Receipts of other industrial products totaled 29 million cubic feet.

Plant Byproducts

In 2015, processing of primary products in Arkansas mills generated 211.7 million cubic feet of wood and bark residues. Coarse residues from all primary products amounted to 90.2 million cubic feet, while bark volume totaled 50.9 million cubic feet. Collectively, sawdust and shavings made up 33 percent of total residues, or 70.5 million cubic feet (fig. 7).

The processing of saw logs generated 160 million cubic feet of mill residues, accounting for 76 percent of the total residues produced (fig. 8).

Nearly 211.7 million cubic feet, or 100 percent, of the wood and bark residues were used for a product. While <1 percent of the residues were not used for a product, 49 percent of the residues were used for industrial fuel and 49 percent were used for fiber products (fig. 9).

Ninety-four percent, or 84.6 million cubic feet, of the coarse residues were used for fiber products. Ninety-four percent of the bark was used for industrial fuel, while 72 percent of the sawdust and shavings were used for industrial fuel.

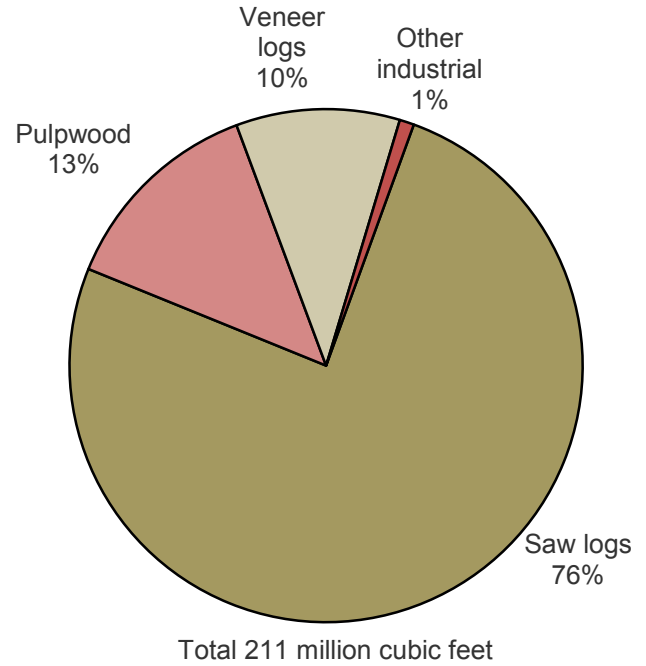


Figure 8—Primary mill residue produced by roundwood type, Arkansas, 2015.

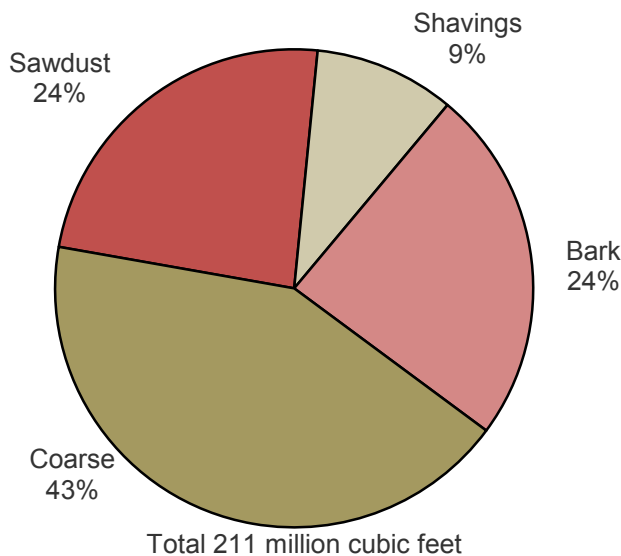


Figure 7—Primary mill by residue type, Arkansas, 2015.

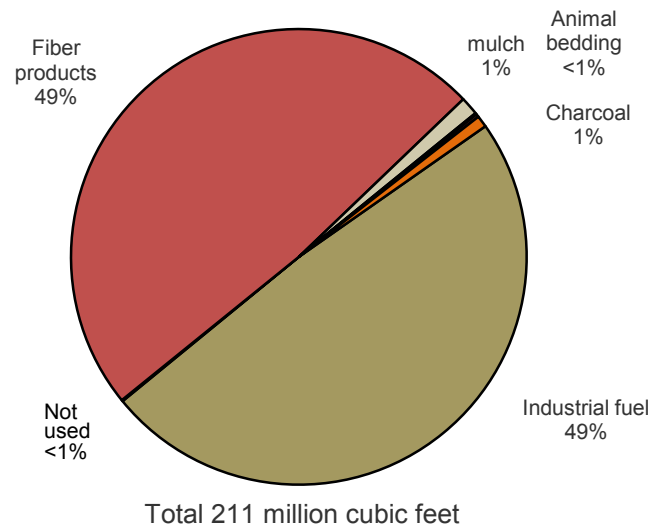


Figure 9—Disposal of residue by product, Arkansas, 2015.

How to Cite This Publication

Wall, David J., Bentley, James W., Cooper Jason A., Gray, James A. 2017. Arkansas' timber industry—timber product output and use, 2015. e-Science Update—131. Asheville, NC: U.S. Department of Agriculture Forest Service, Southern Research Station. 5 p.

Contact Information

David J Wall, Forester
Forest Inventory and Analysis
Southern Research Station, USDA Forest Service
4700 Old Kingston Pike
Knoxville, Tennessee 37919
Phone: 601-384-5876x160 / Fax: 865-862-0248
Email: djwall@fs.fed.us
Southern FIA: <https://www.fs.usda.gov/srsfia/>
National FIA: <https://fia.fs.fed.us>

James Bentley, Forester
Forest Inventory and Analysis
Southern Research Station, USDA Forest Service
4700 Old Kingston Pike
Knoxville, Tennessee 37919
Phone: 865-862-2056 / Fax: 865-862-0248
Email: jamesbentley@fs.fed.us
Southern FIA: <https://www.fs.usda.gov/srsfia/>
National FIA: <https://fia.fs.fed.us>

USDA is an equal opportunity provider and employer

The published report is available online at <https://treearch.fs.fed.us>